











BARRIERE FOTOELETTRICHE



INDICE	P. 221
JS	P. 225
ESN	P. 229
SS10/20/40	P. 235
SSC-T800	P. 241
SST100	P. 245
MST100	P. 249
SSP-T200	P. 253

Serie	Aspetto	Serie	Altezza rilevam.	Interasse ottico	Distanza rilevam.	Minimo oggetto
JS		JS-T28	da 140mm (8 assi) a 1900mm (96 assi)	20mm	5m	Ø 30mm
		JS-T24				
		JS-T24F				
ESN		ESN-T8	140mm	20mm	5m	Ø 30mm
		ESN-T12	220mm			
		ESN-T16	300mm			
		ESN-T20	380mm			
SS10		SS10-T16	150mm	10mm	2m	Ø 17mm
		SS10-T24	230mm			
		SS10-T32	310mm			
		SS10-T48	470mm			
		SS10-T64	630mm			
		SS10-T80	790mm			
		SS10-T96	950mm			
SS20		SS20-T8	140mm	20mm	7m	Ø 32mm
		SS20-T12	220mm			
		SS20-T16	300mm			
		SS20-T20	380mm			
		SS20-T24	460mm			
		SS20-T32	620mm			
		SS20-T40	780mm			
		SS20-T48	940mm			
SS40		SS40-T4	120mm	40mm	7m	Ø 52mm
		SS40-T6	200mm			
		SS40-T8	280mm			
		SS40-T10	360mm			
		SS40-T12	440mm			
		SS40-T16	600mm			
		SS40-T20	760mm			
		SS40-T24	920mm			
SSC-T800		SSC-T804	50mm	12.5mm	0.5...2m	Ø15mm
		SSC-T805			10...50cm	Ø12.5mm
		SSC-T850	150mm	16.6mm	15...80cm	Ø 16.6mm
		SSC-T810	100mm	11mm		Ø11mm
		SSC-T815		20mm		Ø 20mm
		SSC-T830	100mm	11mm	0.5...2.5m	Ø 13mm
		SSC-T835		20mm		Ø 22mm

Serie	Aspetto	Serie	Altezza rilevam. (mm)	Interasse ottico	Distanza rilevam.	Minimo oggetto
SST100		SST104	120	40 mm	10 m	Ø 60 mm
		SST108	280			
		SST112	440			
		SST116	600			
		SST120	760			
		SST124	920			
MST100		MST104	120	40 mm	10 m	Ø 60 mm
		MST108	280			
		MST112	440			
		MST116	600			
		MST120	760			
		MST124	920			
SSP-T200		SSP-T205	100	25 mm	2 m	Ø 35 mm
		SSP-T210	225			
		SSP-T213	300			
		SSP-T216	375			

ESEMPI DI APPLICAZIONI

