


Multi Color Type

LME-S (3 colors in one light module) LME-Q (4 colors in one light module)



A full range of signal towers for every need, featuring an LED type that is versatile and energy-efficient.

- The newly developed, medium-size Patlite signal lights, featuring super high-intensity LEDs, are available at prices comparable to conventional incandescent lamps. As they are LED-based, they offer additional benefits: low overall operating costs, maintenance-free, and low power consumption.
- Patlite's exclusive dual-reflector system and prism cut lens disperse light evenly over a wide area. And with a choice of five colors (Red, Amber, Green, Blue and Clear), these super high-intensity LED signal lights achieve high visibility.
- 2 different integral alarm sounds volume: 90dB(at 1m) (FB type)
- Meets IP65 for wash-down requirements. (FB type : IP54)
- The system is CE compliant.
- NPN open collector transistor compatible.
- Patlite's new single-tier, triple or quadruple-color unit is ideally suited for the installation requiring a multiple color display but limited vertical space.
- The pole-mounted type comes with a mounting base as standard equipment.





Patlite's new single-tier, triple-color or quadruple-color unit

S1: Red, Amber, Green



S4: Red, Green, Blue



S7: Amber, Green, Blue




Q1: Red, Amber, Green, Blue



Q2: Red, Amber, Green, Clear



Q4: Amber, Green, Blue, Clear



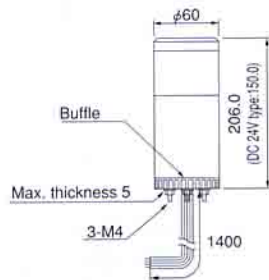
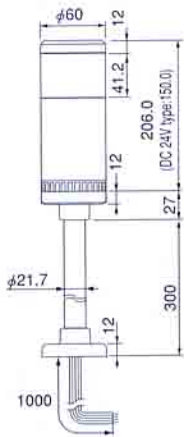
Clear lenses

Patlite's new single-tier, multi-color unit is ideally suited for the installation requiring a multiple color display but limited vertical space. Clear lenses distinguish lit and unlit lamps, and the unlit set integrates visually with the equipment to which it is attached.

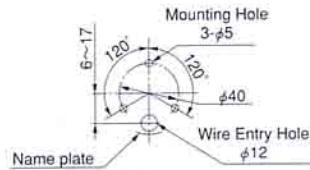
Dimensions

LME type

LME-W type



Mounting Dimension (LME-W)



(mm)



Note: See page 85 for wiring diagram

LME type

LME-S type

Number of stacks	Model	Rated Voltage	Power Consumption	Mass	
				LME	LME-W
1Light	-102	DC 24V	2.2W	0.42kg	0.28kg
	-110	AC 100V	5.1W	0.66kg	0.52kg
	-120	AC 220V			

FB type: approx. 60 flashes per minute.

LME-Q type

Number of stacks	Model	Rated Voltage	Power Consumption	Mass	
				LME	LME-W
1Light	-102	DC 24V	2.2W	0.42kg	0.28kg
	-110	AC 100V	5.1W	0.66kg	0.52kg
	-120	AC 220V			

FB type: approx. 60 flashes per minute.

How to order

LME-102UFBW-S1

Rated Voltage
02: AC/DC24V
10: AC100V
20: AC220V

Body color
Nothing: Ivory white
U: Silver

Type
Nothing: Continuous light
FB: Continuous or flashing light with audible alarm

Mount
Nothing:
Pole Mount (with SZ-012)
W: Direct Mount

Color
S1: Red, Amber, Green
S4: Red, Green, Blue
S7: Amber, Green, Blue
Q1: Red, Amber, Green, Blue
Q2: Red, Amber, Green, Clear
Q4: Amber, Green, Blue, Clear