

NEW!

EAC UKRMETR TEST STANDARD

Kz - Kazakhstan

INPUT: 600A... 4000A

OUTPUT: 5A

1A

DATI TECNICI - Technical data

custodia in materiale termoplastico autoestinguente	self extinguishing thermoplastic material	UL94-V0
frequenza funzionamento	operating frequency	50÷60 Hz
tensione di riferimento per l'isolamento	insulation reference voltage	0,72 kV
tensione di prova	test voltage	3 kV x 1'50 Hz
isolamento	insulation	classe E
grado di protezione	protection degree	IP 00
grado di protezione con coprimorsetti	protection degree with terminal covers	IP 20
sovracorrente permanente	continuous overcurrent	1,2 In
corrente termica di breve durata nominale (I th)	rated short-time thermal current (I th)	60 In
corrente dinamica nominale (I dyn)	rated dynamic current (I dyn)	2,5 x I th
fattore di sicurezza	safety factor	N ≤ 5
max. potenza dissipata (portata max.)	max. power dissipation (max range value)	≤ 30W
temperatura di funzionamento	operating temperature	-25 +50 °C
temperatura di magazzino	storage temperature	-40 +80 °C
costruzione a norme	manufactured according to	IEC/EN 61869-1 IEC/EN 61869-2

TIPO - Type


Rapporto Ratio	Classe - Class		Codice - Code	
	Cl. 0,5 VA	Cl. 1 VA	Orizzontale - Horizontal	Verticale - Vertical
600/5A	2	5	TAT106600X05	TAT106600X05V
800/5A	4	8	TAT106800X05	TAT106800X05V
1000/5A	5	10	TAT1061K0X05	TAT1061K0X05V
1200/5A	5	10	TAT1061K2X05	TAT1061K2X05V
1500/5A	10	20	TAT1061K5X05	TAT1061K5X05V
2000/5A	10	20	TAT1062K0X05	TAT1062K0X05V
2500/5A	12	25	TAT1062K5X05	TAT1062K5X05V
3000/5A	15	30	TAT1063K0X05	TAT1063K0X05V
4000/5A	20	40	TAT1064K0X05	TAT1064K0X05V

Sono disponibili i trasformatori con secondario 1A e pari prestazioni, i codici di ordinazione sono come in tabella ma con ultima cifra 1

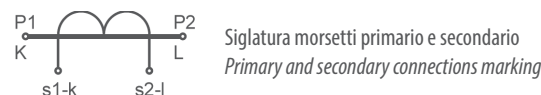
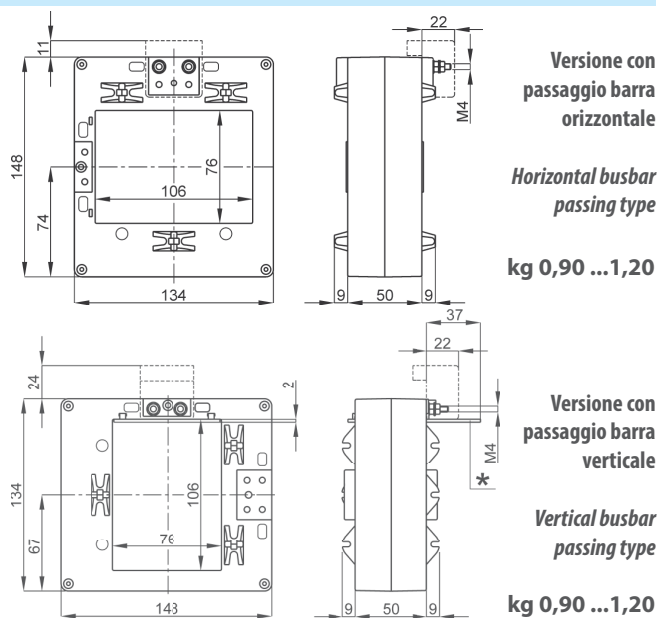
CTs at 1A secondary current are also available. The burdens are the same as 5A CTs. The ordering codes are the same as those in the above table but the last figure shall be 1 instead of 5.

Esempio / Example

TA.....05 (secondario/secondary 5A) TA.....01 (secondario/secondary 1A)



Fino a 4 barre da 100 x 10mm anche isolate
Up to 4 insulated busbars 100 x 10mm



Segnatura morsetti primario e secondario
Primary and secondary connections marking


NOTE - Note

ACCESSORI IN DOTAZIONE

- viti per fissaggio TA alla barra
- parete isolante * (solo per versione verticale)
- cappuccio di protezione per vite fissaggio

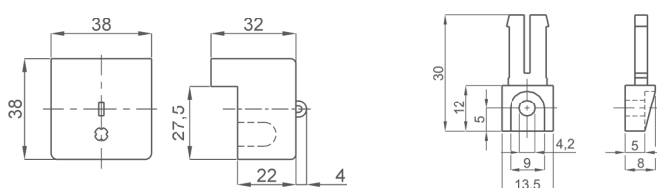
SUPPLIED ACCESSORIES

- CT fixing set for busbar mounting
- Insulation sector * (only for vertical version)
- protective caps for CT fixing



* Parete isolante cod. 9SBMPRT
* Insulating sector cod. 9SBMPRT

OPZIONI - OPTIONS



Coprimorsetti / Terminals cover cod. 9SBMCTA125
Coprim. sigillabile / Sealable terminals cover cod. 9SBMCTA125S

Piedini di fissaggio cod. 9SAMPDC
Fixing feet cod. 9SAMPDC